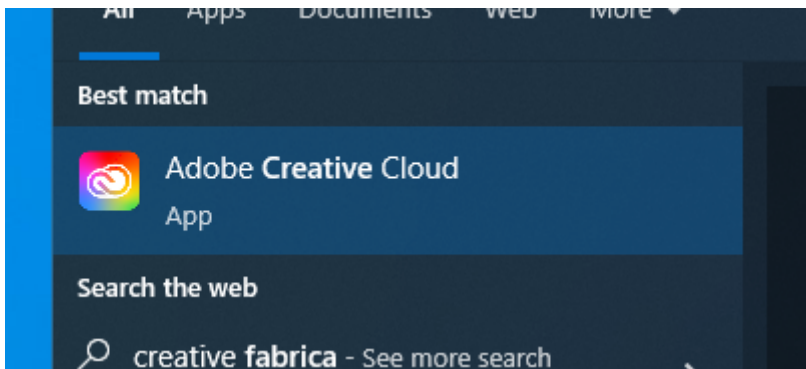


Substance Painter at school

- [Substance Painter - Installation](#)
- [Substance Painter - Working from the Storage server](#)

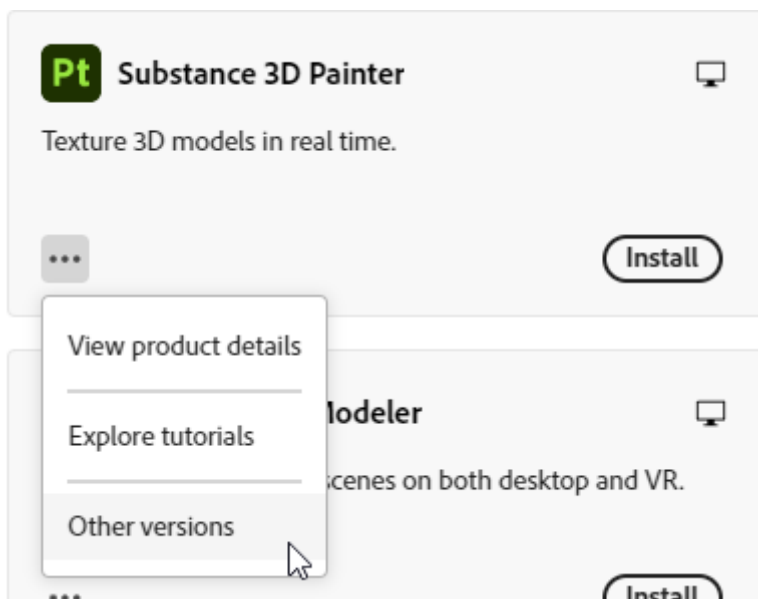
Substance Painter - Installation

Unlike all our other software, Substance Painter isn't installed by default on your school PC. This has to do with Adobe licensing. To install it, first, open up Adobe Creative Cloud from the Windows start menu:



Log in with your **school** email account, this will take you to the AHK login page where you can log in. After logging in you can install Substance Painter. To do so, browse to apps and find Substance Painter. Install **version 10.0.1**. **Do not install the latest version**. You can do this by pressing the three dots and selecting *Other versions*.

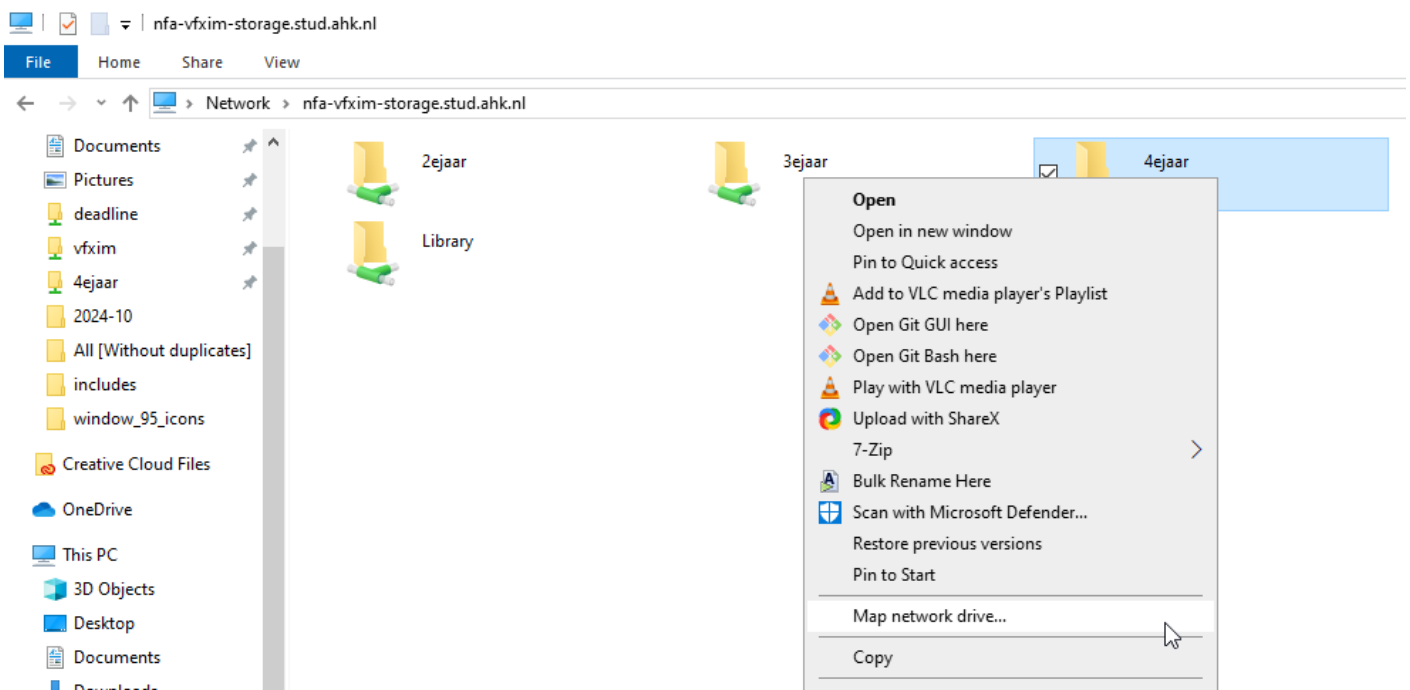
We use version 10.0.1 because the latest versions are not compatible with our ShotGrid pipeline integration.



Latest version	
Substance 3D Painter (10.1.0)	Install
Older versions	
Substance 3D Painter (10.0.1)	<div>Install</div>
Substance 3D Painter (10.0.0)	Install

Substance Painter - Working from the Storage server

Because of some obscure reason Substance Painter can't load files from a network share, like our `\\nfa-vfxim-storage.stud.ahk.nl` storage server. The fix for this is to mount the storage server using windows explorer, which causes the storage server to appear as a windows "letter drive", like how you have a C: and a D: drive. To do this, go over to windows explorer and open the storage server folder. There, select the folder you want to mount, right click and press *Map network drive...*



Select an available drive that isn't `Z:`, then press *Finish*.

The `Z:` drive is reserved for our ShotGrid integration, which mounts the storage server automatically.

What network folder would you like to map?

Specify the drive letter for the connection and the folder that you want to connect to:

Drive: ▼

Folder: ▼ Browse...

Example: \\server\share

☒ Reconnect at sign-in

☐ Connect using different credentials

[Connect to a website that you can use to store your documents and pictures.](#)

Finish

Cancel

Now you can use our network storage in Substance Painter by using the mounted drive instead of the regular network location!

